






























Engineering Software Resources Summary

Company	Platform	Type	Description
 Newforma	Newforma 6th Edition	Project Management	Project Management Software
 Oracle®	Primavera P6	Project Management	Project Management Software
 IBM	Maximo® Asset Management	Asset Management	Asset Management Software
 Eaton	BidManager	Bid Management	Professional Bid Management Software
 Pipeflow	Pipe Flow Expert	Design & Analysis	Gas Piping Process Calculations
 PTC®	Math CAD	Design & Analysis	Engineering Calculation Software
 Technical Toolboxes	Toolbox Suite	Design & Analysis	Oil & Gas Infrastructure Analysis & Design Suite
 B3 Software	GasCalc™ Suite	Design & Analysis	Gas Piping Process Calculations
 ANSYS	ANSYS Workbench	Design & Analysis	CFD & FE Engineering Simulation Software
 RISA Technologies	RISA 3D	Design & Analysis	3D Structural Engineering Analysis & Design
 RISA Technologies	RISA Foot	Design & Analysis	Footing & Pedestal Analysis & Design
 GL Noble Denton	Stoner SynerGEE	Design & Analysis	Pipeline Management & Network Modeling
 Chemstations™	ChemCAD	Design & Analysis	Chemical Process Engineering Software
 ETAP	ETAP Toolbox	Design & Analysis	Electrical Power System Design & Analysis
 SKM System Analysis	Power*Tools	Design & Analysis	Electrical Power System Design & Analysis
 Rockwell Automation	CenterONE Software	Motor Control	Motor Control Configuration Software

Company		Platform	Type	Description
	MC Miller	Proactive dBase	Integrity Management Database	Pipeline Integrity Database System
	Visual Lighting	Visual Lighting	Design & Analysis	Lighting Design Software
	Kubit	Pointsense Plant	CAD Software	3D Laser Scan Point Cloud Piping Design
	Google	Google Earth Pro	Mapping	Virtual Globe, Map and Geographic Information
	Delorme	Street Atlas USA	Mapping	Mapping Database & Information
	GE Digital Energy	Smallworld A&O™ 4	GIS Software	Network Analysis & Optimization
	Esri	ArcView	GIS Software	GIS Mapping Viewer & Management
	Blue Sky GIS	Lightning Skyline	GIS Software	Alignment Sheet Generation Tool
	Trimble®	GPS Pathfinder® Office	GIS Software	GNSS Postprocessing Tool
Microsoft®	Microsoft	MS Visio	General Office Software	Diagramming Software
Microsoft®	Microsoft	MS Office	General Office Software	Office Productivity Suite
Microsoft®	Microsoft	MS Project	Project Management	Project Management Software
Microsoft®	Microsoft	MS SharePoint	Document Management	Document & Content Management System
	StructurePoint	spMats	Design & Analysis	Concrete Foundation Design & Analysis
CODEWARE®	Codeware	Codeware Compress	Design & Analysis	Pressure Vessel Design
WinSim. Inc.	WinSim II	WinSim II	Design & Analysis	Pressure Vessel Design
	EasyPower	EasyPower Suite	Design & Analysis	Electrical Power System Modeling & Analysis
	Aspen Tech	WinSim II	Design & Analysis	Cost Estimation
	Aspen Tech	HYSIS	Engineering Analysis	Gas Process Analysis

Company		Platform	Type	Description
 PrimaTech	Primatech	PHA Works 5	Design & Analysis	Record PHA Team Analysis
 Square D	Square D	Sy/Mate Plus	Lighting Control	PLC Programming
 Automation Direct	Automation Direct	Direct Logic DirectSoft 32	Programming Suite	PLC Programming
 AGI	AGI	AGI 32	Design & Analysis	Lighting Calculation and Visualization
 Visual	Visual Professional	Visual 2016	Design & Analysis	Lighting Design
 Autodesk	Autodesk	Inventor CFD	Design & Analysis	CFD Simulation Software
 Intergraph	Intergraph	CADWorx P&ID Professional	Design & Analysis	P&ID CAD Software
 Intergraph	Intergraph	Caesar II	Design & Analysis	Pipe Stress Analysis
 Siemens	Siemens	STFIP 7	Programming Suite	PLC & HMI Programming
 GE	GE	Intelligent Platforms	Programming Suite	PLC & HMI Programming
 Allen-Bradley	Allen Bradley	RS Logix	Programming Suite	PLC & HMI Programming
Fluid Flow Consultants	Fluid Flow Consultants	Nathasha Plus	Engineering Analysis	Fluid Flow Modeling
 Bentley	Bentley	RAM Suite	Engineering Analysis	Structural Modeling
 Bentley	Bentley	STAAD Suite	Engineering Analysis	Structural Modeling
 Bentley	Bentley	AutoPipe	Engineering Analysis	Pipe Stress Analysis

As part of our corporate philosophy to provide the latest technology, we deploy new development resources on a regular basis. Please contact EN Automation to verify most current support details if you do not see your desired platform.